

Process Book to

“The Dresden Files”

Alicia Scarborough
ITGM 715: Interactive Web Design
Professor Gustav Delao
Fall 2012
Redesign Summer 2014

Table of Contents

Design Brief.....pgs. 3-21

- About “The Dresden Files”... p. 4
- Target Audience... p. 5
- Interactions with the user... p. 6
- Graphics, Style and Color Treatment... p. 7
- Typography... p. 8
- Navigation Strategy... p. 9
- Sitemap... p. 10
- Sketches... pg. 11 - 21

Look and Feel & Design Comps.....pgs. 22-22

- Look and Feel Exploration... pgs. 23-28
- Design Elements Re-Visited... pgs. 29-30
 - Fonts Used... p. 29
 - Color Scheme... p. 30
- Design Comp #1... pgs. 31-32
- Design Comp #2... pgs. 33-35

Final Design Comps.....pgs. 36-44

Development.....pgs. 45-48

- HTML... p. 46
- CSS... p. 47
- jQuery/JavaScript... p. 48

Implementation..... pgs. 49-50

Redesign..... pgs. 50-57

- Justification... p. 51
- Redesign Comps... p. 52-57

Final Thoughts..... pgs. 58-59



Design Brief

About “The Dresden Files”

There were several art pieces and artists that I could have chosen but I decided on The Dresden Files by Jim Butcher not just because it inspires me but also the books are rather captivating. They draw the reader into another world and bring them along with Dresden while he solves another mysterious case with magic.

The Dresden Files are filled with detective mysteries, deceit, daily problems, love interests, family values and of course magic. The challenge that I have before me is to incorporate all of that into the site while not having the audience say that it is just an Adult Harry Potter.

I planned on doing the site from Harry’s perspective so that it is more of a “Welcome to my world” and it will allow for my interpretation or impression of the subject to flourish.

So what is The Dresden Files? Well, they are centered around the main character, Harry Copperfield Blackstone Dresden, who is a wizard detective. He lives on what he earns from his detective jobs and pretty much is living on the bare minimal so it is always a constant struggle for him to find work without people laughing about him being a wizard. Though when he does get a gig it usually ends up turning out to be more than he expected; Thus he must find a way out of the predicament and of course still solve the case so that he gets paid.

Target Audience

The targeted audience are people who are into Science Fiction/Fantasy and are looking for something new to read. Of course this site will also target current fans of The Dresden Files.

Fans of The Dresden Files could use this site to show to their friends that are curious to find out what the stories are all about and of course convince their friends to start reading them.

Interactions with the User

There will be the use of HTML5 and CSS3 so that the users with more up to date browsers get an extra treat. However, the site will be functional and will not detract from the chosen design; that way the users with browsers that do not have CSS3 abilities will still be able to navigate the site with no knowledge that they are missing out on anything. My plan is that any CSS3 animation used will fall back to using Flash if the user's browser does not support CSS3.

The site should be easy for the user to navigate but hopefully still draw them in just like how the books draw in the reader into its world.

I am planning on using JavaScript as well. Mainly the jQuery Framework so that modal for quick information can be displayed without needing the user to go to another page. For the navigation, I will use image sprites and CSS to handle the rollover state. Image sprites allow for a one time download of all the rollover graphics that will be used in the site.







Graphics, Style and Color Treatment

Overall Style

Since magic is a **HUGE** element in the series then it has to be incorporated. However, the detective element needs to be added too. Most detective type comics or graphics are down to either three or two colors which are white, black and red. The shadows in the detective comics are overly dramatic as well. There has to be a balance between magic and the detective type feeling that I want to convey. Use of smokey lines with slight glimmers, gold/metallic fonts will give that feel of magic. To pull in the detective feel I'm going to use photos for the character biographies and paper with burnt edges for the page content (where the text will be displayed.)

Graphics, Style and Color Treatment

Colors

		
000306 HEX	03/6 RGB	0E4E5A HEX
	14/78/90 RGB	62BECB HEX
		98/190/203 RGB
		
5B3E38 HEX	3F4038 HEX	f7bf0d HEX
91/62/56 RGB	63/64/56 RGB	247/191/13 RGB

Character Page

The different characters of course will need pictures to go with them. My approach is to use real photos that match descriptions of the characters and then manipulate them to finish off the desired look and feel.

For one of the characters in the series is a human skull and goes by the name of Bob. I could use something like this:



Magic lasso the skull out of the picture and place him into the setting that I want him to be for the biography pic on the character page/section.

Dresden's Spellbook

Use of paper for the background. Give the look of a book. When the user hovers over the text it should have the initial feel as though the text is glowing. If in a CSS3 enabled browser I will use CSS3 animation to give the pulsing glow effect (non CSS3 capable browsers will have a regular rollover). A calligraphy font will be used so to give the spell book that sense that it was written by Harry himself.

Typography

Sans-Serif font, such as Arial, will be used as the main font throughout the site.

Calligraphy fonts will be used for Dresden's Spellbook *(with a switch to readable font toggle)*

Possible fonts will come from the Google Fonts Library and they are



OR



These fonts can also be used for the navigational elements in the top navigation bar.

Navigation Strategy

Since I planned on doing the site from Harry's perspective it added a little more fun to the navigation of the site.

Such as the home page where Harry gives a short introduction about himself and about what kind of life he lives.

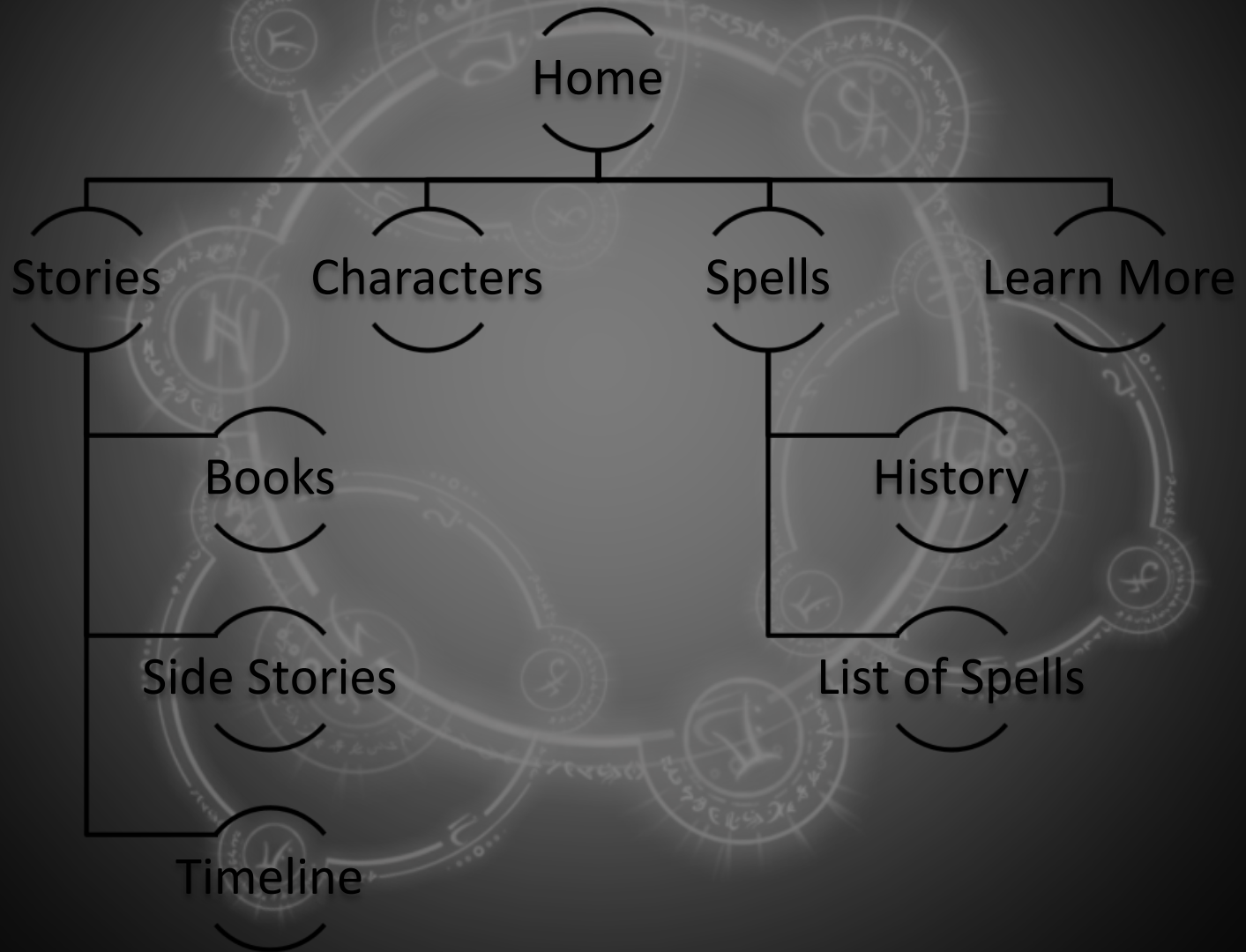
Stories/Tales of My Life/Adventures which list of all the books with quick synopsis of each and a link off to Amazon for users to buy so that they can read it.

Characters which will be the gallery section of the site with biography or information about the different characters (these will use a modal to display that content.)

Harry's Spell Book which lists all the different spells that Harry has used over the span of the series.


Finally the Learn More section will have several links as where I got the information such as Jim Butcher's site, all the books, Wikia and Wikipedia. Not to mention some reference to the TV series and of course the RPG that was created for Dresden fans will be listed on this page too.

Sitemap



Sketches

Web Composition #1

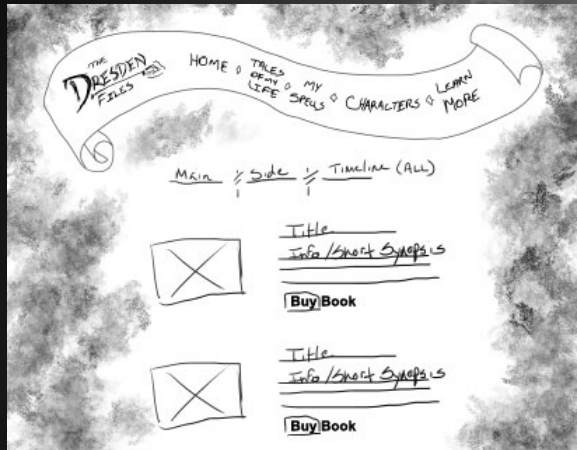


Home page sketch

On this sketch I knew that I wanted to feature Dresden doing some sort of action with the mysterious magic mist swirling about him. Near the bottom are navigational spotlight elements to highlight different areas of the site.

Sketches

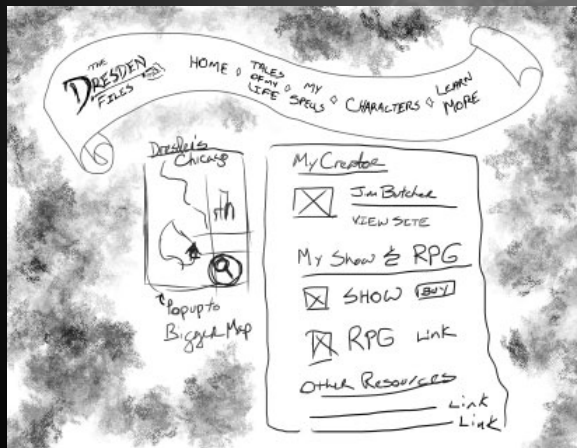
Web Composition #1



Books page sketch

On this sketch I kept the swirling mist to keep the essence of magic and continuity of the site.

This page lists all the books in the series that are currently available. Each of the descriptions are reworded to be from Harry's perspective on that particular adventure.




Learn more page sketch

On this sketch I kept the swirling mist to keep the essence of magic and continuity of the site.

This has information about Dresden's RPG game and about his creator Jim Butcher.

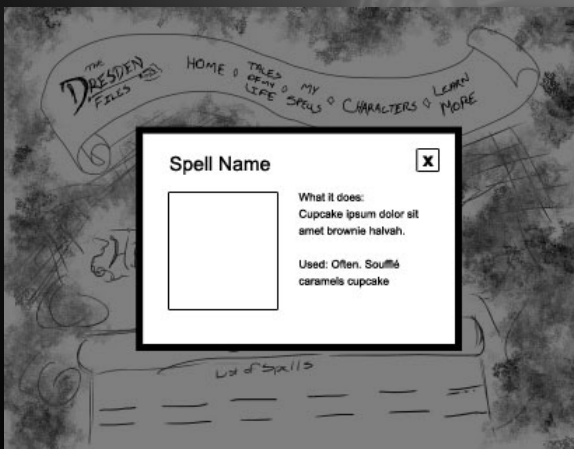
Sketches

Web Composition #1



Spell page sketch

On this sketch I kept the swirling mist to keep the essence of magic and continuity of the site. This page displays each of the different spells that Harry has cast within The Dresden File

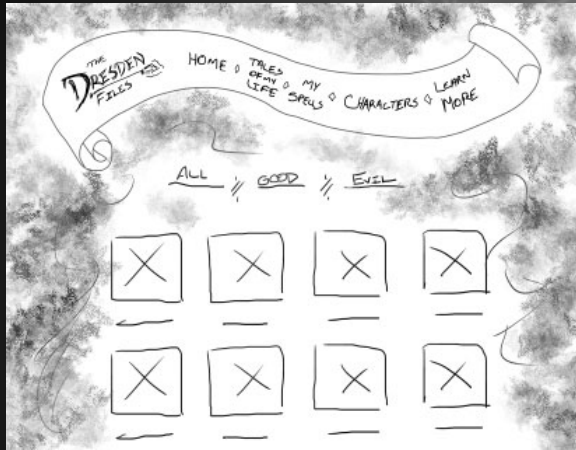


Spell page sketch - Overlay

When the user clicks on one of the spells it opens up a modal screen that gives more information on that spell and when Harry first uses it in the series.

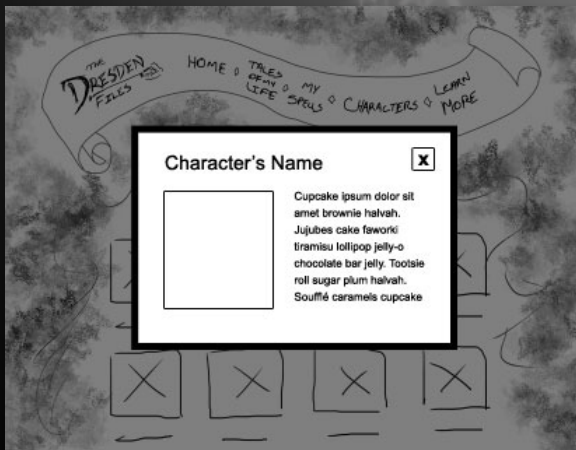
Sketches

Web Composition #1



Character page sketch

On this sketch I kept the swirling mist to keep the essence of magic and continuity of the site. This page displays each of the character from The Dresden Series from Harry's perspective.



Character page sketch - Overlay

When the user clicks on one of the characters it opens up a modal screen that gives more information on that character and when they appear in the book series.

Sketches

Web Composition #2




Home page sketch

On this sketch I took a minimalistic approach and decided to have a portrait of Harry off to the right with a letter to his followers on the left.


Sketches

Web Composition #2



Books page sketch

This page lists all the books in the series that are currently available. Each of the descriptions are reworded to be from Harry's perspective on that particular adventure.



Learn more page sketch

This has information about Dresden's RPG game and about his creator Jim Butcher.

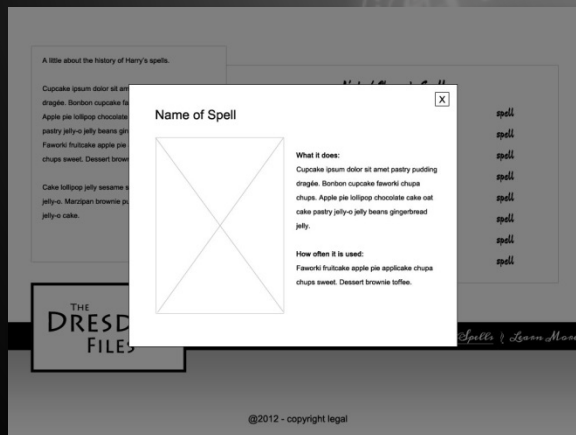
Sketches

Web Composition #2



Spell page sketch

This page displays each of the different spells that Harry has cast within The Dresden File

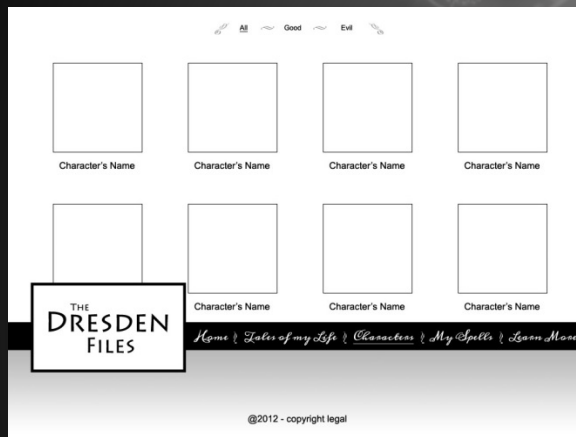


Spell page sketch - Overlay

When the user clicks on one of the spells it opens up a modal screen that gives more information on that spell and when Harry first uses it in the series.

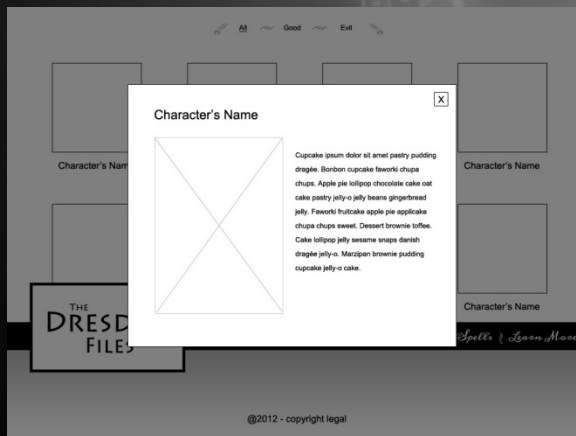
Sketches

Web Composition #2



Character page sketch

This page displays each of the character from The Dresden Series from Harry's perspective.



Character page sketch - Overlay

When the user clicks on one of the characters it opens up a modal screen that gives more information on that character and when they appear in the book series.



Look and Feel & Design Comps



Look and Feel

Creative Direction:

Mystic, Dark, Suspense, Magic, Smoky/Misty

These are the words that were chosen when initially looking for sites that inspired the look and feel of “The Dresden Files” site.

Most fans of the Dresden Files are expecting something dark and mystical for that is what they expect from the stories of the series.



Look and Feel – Approach 1

Smoky/Misty, Magic, Serene

This particular site had the dark colors that I was looking for but gave the presence of **serenity** instead of the dark mood.

It does have the essence of **magic** due to the use of the moon, clouds, sparkly stars and the castle.

Smoky/Misty – the clouds and the stars really bring out this presence and gave me an idea of how to pull off that aspect that I wanted with the Dresden site.



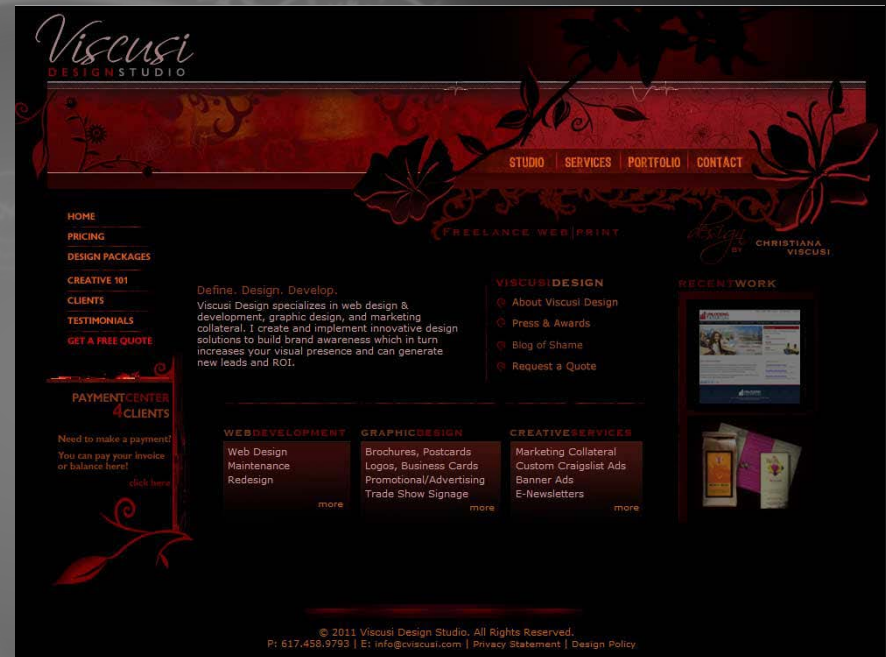
Look and Feel – Approach 2

Dark, Intense, Clean

Dark – the main background of this site used black. It then sets the mood of the site as it highlights the foliage with the dark red. The red on this site is what inspired the red in the second comp of the Dresden site.

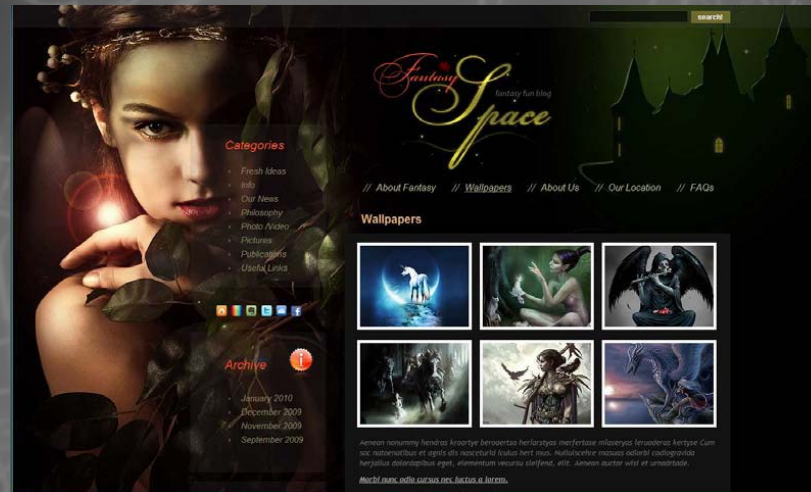
Clean – Even though the site is dark the use of good color contrast still gives an easy to view site and clean layout.

Intense – Red is always considered an intense color. The use of black increases that intensity. Yet another consideration taken for the second comp design of the Dresden site.



Look and Feel – Approach 3

Dark, Magical, Intriguing/Allure



Dark – the colors of this site are very dark and set the mood for the content.

Magical – Imagery and use of lens flares gives the essence of magic.

Intriguing – the combination of the content of the site is very intriguing and gives a sense of an allure to the site.

The use of fade of content into the other sections of the layout is what I wanted to apply to the Dresden site along with the descriptions stated above.

Look and Feel – Approach 4

Dark, Misty/Foggy, Clean

Dark – The colors used are a good contrast and still give the overall dark feeling. The imagery of the statues add to the feeling.

Misty/Foggy – This was another inspiration for the first composition of the Dresden site. A good example of how to interlace the mist/fog images/effect in with the site without distracting from the actual content.

Clean – Since the Dresden site was going to employ the use of mist/fog in with the design it was important to find a good example of how to keep the content clearly defined without losing it within the other elements of the page. This site uses boxes to define those areas of content.



Look and Feel – Approach 5

Defined, Clean, Balanced

Defined – The layout of this site is well defined in its structure/layout. The user knows where the navigation, footer and content will be when they first visit the site. This layout was taken into consideration with the Dresden site design process.

Clean – As stated before it's a clean layout. Text is easy to read and content is easily defined.

Balanced – The use of light and dark colors are easily seen here and really set the mood for this site. The integration of the cartoony images work well with the background due to the color scheme. A strive for a balance color palette for the Dresden site was inspired from this site. However, not as bright because the need for a dark theme setting.



Design Elements Re-Visited

Fonts

The initial idea for the text on the site was to use calligraphy type font throughout the site. But that caused an issue in the ability to read the content. So, I went back and chose other fonts to support the areas that were going to be read.

No longer use: *Devonshire*

HTML Text: **Arial**

Logo and Navigation:

Nyala & *Meddon*

Originally I was going to use Devonshire and Meddon throughout the site.

I ditched Devonshire for it being too primitive and not as elegant as I wanted from a script like font. Thus, Meddon was chosen for the elegant areas such as the navigation of comp #2.

For comp #1, I decided to use the font Nyala on the navigation, logo and any area that wasn't going to be pure html text.


For both comps I went with the usual Arial (a sans-serif) font for the HTML text.

Design Elements Re-Visited


Color Scheme/Palette

As the different sites were reviewed for the colors, text and overall layout it became apparent that the color palette needed to be re-visited for the Dresden site.

Color Palette for Comp #1



Color Palette for Comp #2



Design Comp #1



Home Page

For the overall site, I was going for dark, misty, and the essence of magic.

In the bottom portion of the page I try to bring the visitor's attention to the different pages of the site. By allowing each of those sections to be clickable and it will take them to that page when they click on it.

Design Comp #1



HOME

TALES
OF MY
LIFE

MY
SPELLS

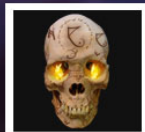
PEOPLE
I KNOW

LEARN
MORE


Here are the many different people that I have met during my life.
Each either complicating or making it easier for me to
get the job done.



Me, Harry Dresden



Bob



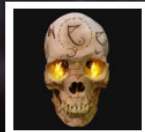
Agent Murphy



Ron Carmichael



Me, Harry Dresden



Bob



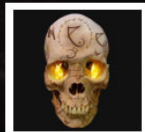
Agent Murphy



Ron Carmichael



Me, Harry Dresden



Bob



Agent Murphy



Ron Carmichael

© 2012 - Lorem ipsum dolor sit amet, nibh nulla volutpat odio quis letatio feugait.

Character Page

The use of a Polaroid border on the picture is my way of trying to keep the pictures of the characters tied into the site but also allowing the use of realistic photos instead of trying to draw each individual character by hand.

It is a simplistic layout and clean.

When they click on it will show an overlay with more information.

Design Comp #2



Home Page

For the overall site, I was going for dark, suspense, drama, and the essence of magic.

The home page of this design is very simplistic. It only has a message to the visitor of what they are to expect when they visit the different pages of the site.

I have kept the same navigation naming convention from the first comp.

Design Comp #2



Character Page

The use of card instead of a Polaroid border made more sense for this design. Mainly due to the fact that this one had more reds and I wanted to play with the use of cards instead.

Visitors would click the cards to view more info on the characters.

I realize the color scheme on this second design is rather hard to see on certain monitors.

© 2012 - copyright legal

Lorem ipsum dolor sit amet, nonummy tation enim minim minim. Jus, autem rusticus eligo utinam scisco sed ulciscor dolore illum. Iustum aliquip consequat, nibh nulla, laoreet valde. Minim paulatim praemitto melior capio exerci et vel, suscipere mos ullamcorper refoveo.

Design Comp #2



Character Page Overlay

Once again I use a card for the background of the overlay for the character's information.

This is probably the only thing that I really like out of this comp besides the main navigation. However the main navigation is rather hard to read.


© 2012 - copyright legal

Lorem ipsum dolor sit amet, nonummy tation enim minim minim, jus, autem rusticus eligo utinam scisco sed ulciscor dolore illum. Iustum aliquip consequat, nibh nulla, laoreet valde. Minim paulatim praemitto melior capio exerci et vel, suscipere mos ullamcorper refoveo.




Final Compositions

Stories Page



HOME TALES OF MY LIFE MY SPELLS PEOPLE I KNOW LEARN MORE




These tomes tell the adventures of my life. They have given inspiration to many...



Storm Front

In this tales I am tasked to solve a double murder that involved black magic. When there's black magic there's always a black mage behind it all. Luckily the payment for this gig is enough for me to risk it.

Get this tale on:



My Spells Page

THE DRESDEN FILES

HOME TALES OF MY LIFE MY SPELLS PEOPLE I KNOW LEARN MORE

My spells use a psuedo latin for that is what is easier for me to remember.
All wizards use a specific dialect for their power words to cast their spells.

Fuego

Produces a gust of wind to bowl my opponents over.

My Spells Page - Hover

THE DRESDEN FILES

HOME TALES OF MY LIFE My SPELLS PEOPLE I KNOW LEARN MORE

My spells use a psuedo latin for that is what is easier for me to remember.
All wizards use a specific dialect for their power words to cast their spells.













Flickus-Bickum

Fuego
Produces a gust of wind to bowl my opponents over.

Characters Page

THE DRESDEN FILES HOME TALES OF MY LIFE MY SPELLS PEOPLE I KNOW LEARN MORE

Here are the many different people that I have met during my life.
Each either complicating or making it easier for me to get the job done.












 Me, Harry Dresden	 Bob	 Agent Murphy	 Ron Carmichael
 Me, Harry Dresden	 Bob	 Agent Murphy	 Ron Carmichael
 Me, Harry Dresden	 Bob	 Agent Murphy	 Ron Carmichael

© 2012 - The Dresden Files by Jim Butcher. All rights reserved.

Characters Page - Hover

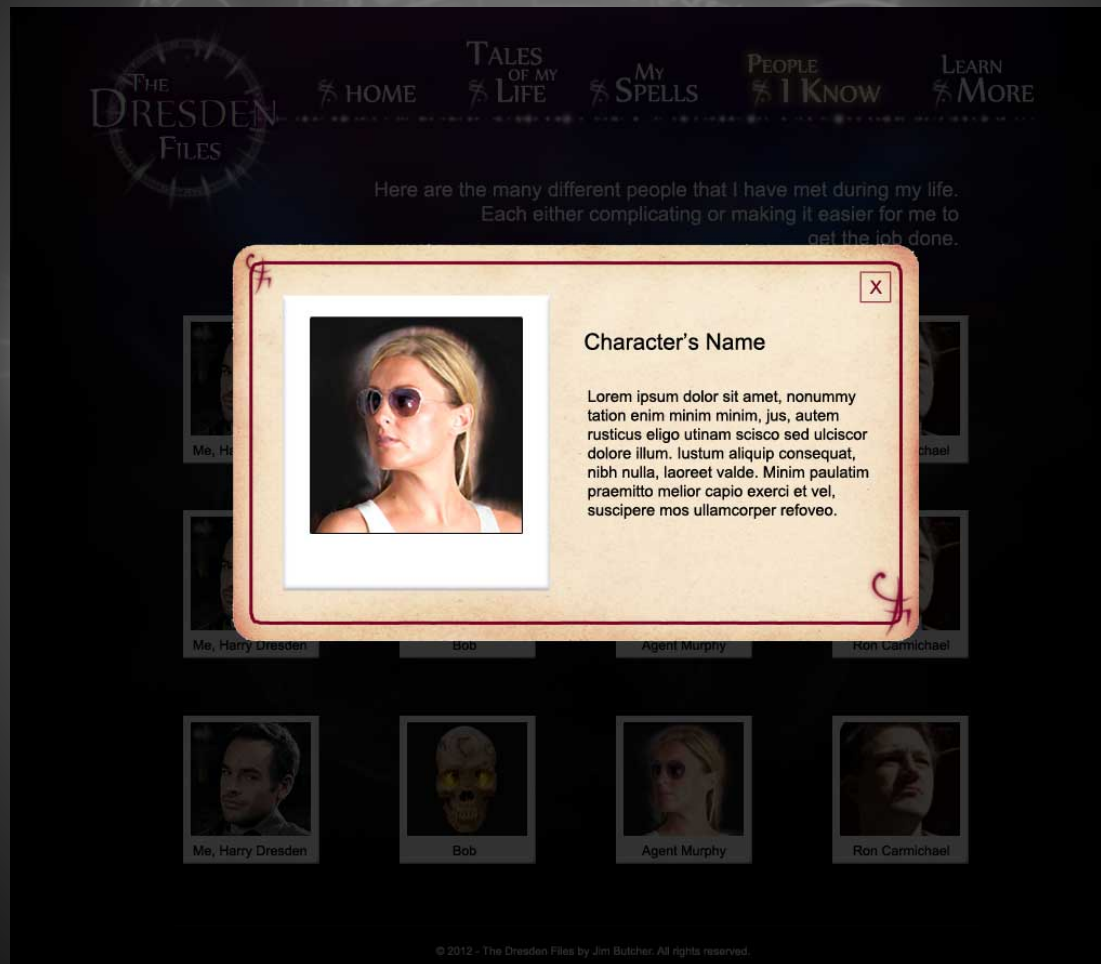
THE DRESDEN FILES HOME TALES OF MY LIFE MY SPELLS PEOPLE I KNOW LEARN MORE

Here are the many different people that I have met during my life.
Each either complicating or making it easier for me to get the job done.

 Me, Harry Dresden	 Bob	 Agent Murphy	 Ron Carmichael
 Me, Harry Dresden	 Bob	 Agent Murphy	 Ron Carmichael
 Me, Harry Dresden	 Bob	 Agent Murphy	 Ron Carmichael

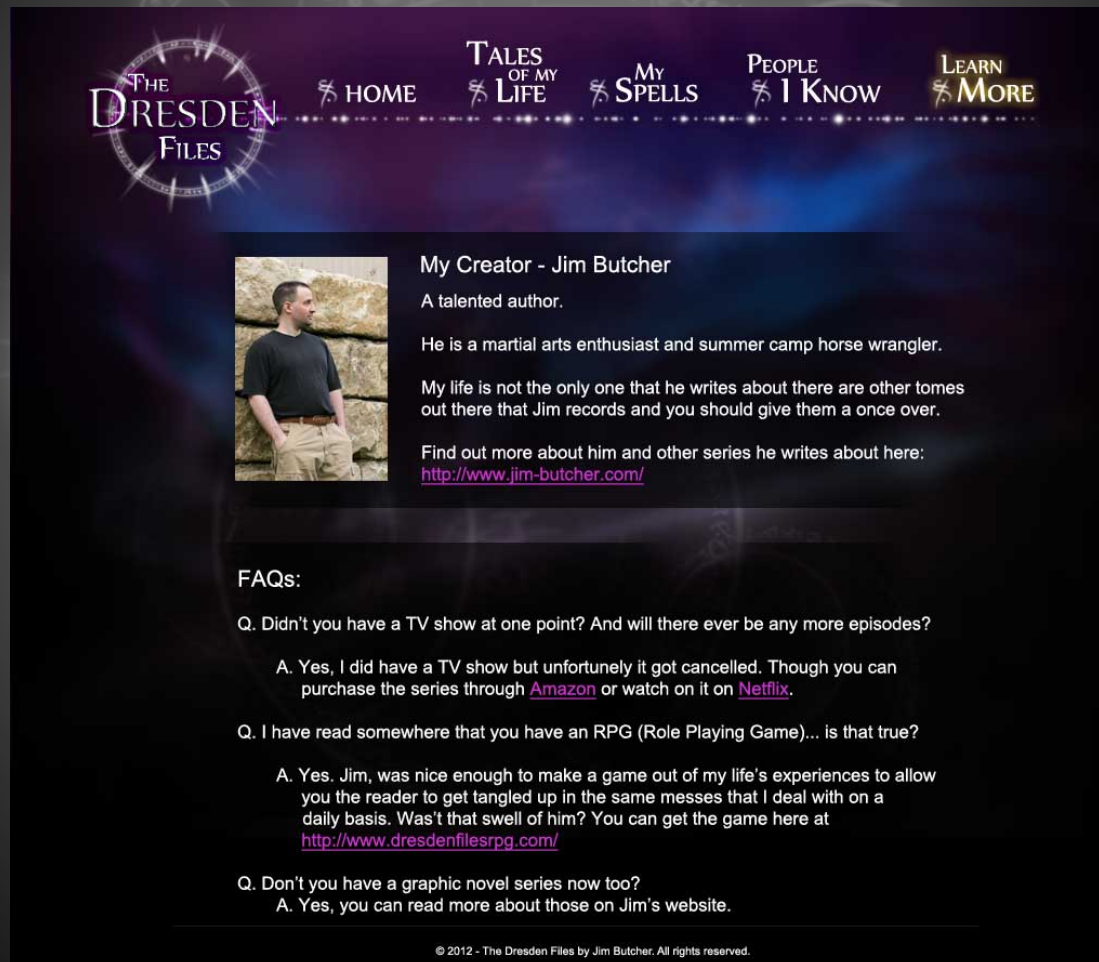
© 2012 - The Dresden Files by Jim Butcher. All rights reserved.

Characters Page - Overlay



The screenshot shows a website titled "THE DRESDEN FILES" with a navigation menu containing "HOME", "TALES OF MY LIFE", "MY SPELLS", "PEOPLE I KNOW", and "LEARN MORE". Below the menu is a paragraph of text: "Here are the many different people that I have met during my life. Each either complicating or making it easier for me to get the job done." A large, light-colored overlay window is centered on the page. The overlay has a red border and a red 'f' symbol in the top-left corner. It contains a portrait of a blonde woman wearing sunglasses, a close-up of a skull, and a portrait of a man. To the right of the portrait is the text "Character's Name" followed by a block of Lorem Ipsum placeholder text. The overlay also features a close button (an 'X' in a square) in the top-right corner and a red 'f' symbol in the bottom-right corner. Below the overlay, a row of four character portraits is visible, each with a caption: "Me, Harry Dresden", "Bob", "Agent Murphy", and "Ron Carmichael". At the bottom of the page, there is a copyright notice: "© 2012 - The Dresden Files by Jim Butcher. All rights reserved."

Learn More Page



THE DRESDEN FILES

HOME TALES OF MY LIFE MY SPELLS PEOPLE I KNOW **LEARN MORE**

My Creator - Jim Butcher

A talented author.

He is a martial arts enthusiast and summer camp horse wrangler.

My life is not the only one that he writes about there are other tomes out there that Jim records and you should give them a once over.

Find out more about him and other series he writes about here:
<http://www.jim-butcher.com/>

FAQs:

Q. Didn't you have a TV show at one point? And will there ever be any more episodes?

A. Yes, I did have a TV show but unfortunately it got cancelled. Though you can purchase the series through [Amazon](#) or watch on it on [Netflix](#).

Q. I have read somewhere that you have an RPG (Role Playing Game)... is that true?

A. Yes. Jim, was nice enough to make a game out of my life's experiences to allow you the reader to get tangled up in the same messes that I deal with on a daily basis. Was't that swell of him? You can get the game here at <http://www.dresdenfilesrpg.com/>

Q. Don't you have a graphic novel series now too?

A. Yes, you can read more about those on Jim's website.

© 2012 - The Dresden Files by Jim Butcher. All rights reserved.



Development

HTML

For the HTML I kept the structure simple.

When I build HTML I like to remember which area are layered on one another so that it is easier when it comes to styling the elements.

```
1 <!doctype html>
2 <html>
3 <head>
4 <meta charset="utf-8">
5 <title>The Dresden Files</title>
6 <link type="text/css" rel="stylesheet" href="styles/dresdenfiles.css" />
7 <!--[if lte IE 7]>
8 <style type="text/css">
9 #navigation div { float: left; }
10 </style>
11 <![endif]-->
12 </head>
13
14 <body>
15
16 <div id="container" class="bkg_city">
17 <div id="logo_navigation">
18 <div id="logo"></div>
20 <div id="navigation">
21 <div id="home_nav_current"><span>Home</span></div>
22 <div id="tales_of_my_life_nav"><a href="tales_of_my_life.htm"><span>Tales of my Life</span></a></div>
23 <div id="my_spells_nav"><a href="my_spells.htm"><span>My Spells</span></a></div>
24 <div id="people_i_know_nav"><a href="people_i_know.htm"><span>People I Know</span></a></div>
25 <div id="learn_more_nav"><a href="learn_more.htm"><span>Learn More</span></a></div>
26 </div>
27 </div>
28
29 <div id="contents">
30 <div id="home_top_contents">
31 <div id="home_hero"><h2>I am Harry BlackStone Copperfield Dresden, Wizard for Hire. I help solve w
32 </div>
33 <div id="home_pg_divider">
35 <div id="latest_tale" class="home_btm_pod">
36 <div class="title">
39 <div class="txt_title"><a href="tales_of_my_life.htm">Ghost Story</a></div>
40 <p>Even if I was murdered by<br />an unknown assassin...<br />that still doesn't stop me<br
41 </div>
42 </div>
43
44 <div id="get_to_know_someone" class="home_btm_pod">
45 <div class="title">
48 <div class="txt_title"><a href="people_i_know.htm">Karrin Murphy</a></div>
49 <p>Karrin Murphy is a member<br />of the Chicago PD...</p>
50 </div>
51 </div>
52
53 <div id="one_of_my_spells" class="home_btm_pod">
54 <div class="title">
56 <div class="spell_qlvph"></div>
```

CSS

Since the HTML was built to inherit natural z-index the task of styling the elements on the page was made easy.

Another area that was kept in mind was browser compatibility. As long as the elements on the page in the HTML were structured well then the site degraded gracefully for older browsers.

```
1  @charset "utf-8";
2  /* CSS Document */
3  body { margin: 0; padding: 0; background: #000; font: 14px Arial, Helvetica, sans-serif; }
4  div, p, ul, li { margin: 0; padding: 0; }
5
6  /*Set h1-h5 font sizes*/
7  h1 { font-size: 24px; font-weight: normal; }
8  h2 { font-size: 21px; font-weight: normal; }
9  h3 { font-size: 19px; font-weight: normal; }
10 h4 { font-size: 18px; font-weight: normal; }
11 h5 { font-size: 16px; font-weight: normal; }
12
13 /*Set default link colors for all states*/
14 a { color: #C09; outline: 0; }
15 a img { border: none; outline: 0; }
16
17 /*Global Style for IDs*/
18 #container { /*width: 1024px;*/ width: 945px; height: auto; overflow: hidden; margin: 0 auto; }
19 #contents { width: 945px; }
20 #footer { width: 945px; margin: 0 auto; padding: 10px 0; font-size: 10px; text-align: center; }
21 #blackBkg { width: 100%; height: 100%; position: absolute; top: 0; left: 0; background-color: black; }
22 #overlay { width: 635px; height: 367px; position: fixed; top: 25%; left: 25%; background-color: black; }
23
24 /*Background Classes*/
25 .bkg_city { background: #000 url(../imgs/citybkg.jpg) no-repeat -42px 0; }
26 .bkg_nocity { background: #000 url(../imgs/nocitybkg.jpg) no-repeat -42px 0; }
27
28 /*Clear Floats*/
29 .clear0 { clear: both; width: 100%; height: 0; font-size: 0; line-height: 0; }
30
31 /*Navigation*/
32 #logo_navigation { width: auto; height: 177px; position: relative; top: 0; left: -41px; }
33
34 #logo { width: 195px; height: 202px; position: relative; top: 0; left: 65px; }
35 #nav_line { width: 690px; height: 23px; position: absolute; top: 92px; left: 262px; }
36
37 #navigation { width: auto; position: absolute; top: 22px; left: 280px; }
38 #navigation div { display: inline-block; }
```

jQuery

jQuery was not loaded on pages that did not use it for interactivity.

The only pages that used jQuery were the character and spell page.

This was done with the intent to make the user's visit more enjoyable without needing them to load libraries that are not used on certain pages.

```
2
3 function changeBkg(o,e) {
4     switch(e) {
5         case 'over':
6             $(o).addClass('photo_hover').removeClass('photo');
7             break;
8         case 'out':
9             $(o).addClass('photo').removeClass('photo_hover');
10            break;
11    }
12 }
13
14 function moreInfo(character) {
15     var charObj = new Object(characters);
16     var charName = new Object(charObj[character]['name']);
17     var charImg = new Object(charObj[character]['img']);
18     var charInfo = "" + new Object(charObj[character]['info']);
19     $(document).find('#overlay #character h3').text(charName);
20     $(document).find('#overlay #character #character_photo img').attr("src",charImg);
21     $(document).find('#overlay #character p').html(charInfo);
22
23     $(document).find('#blackBkg').css('display','block');
24     $(document).find('#overlay').css('display','block');
25 }
26
27 function closeOverlay() {
28     $(document).find('#blackBkg').css('display','none');
29     $(document).find('#overlay').css('display','none');
30 }
31
32 var characters = {
33     harrydresden: {name: 'Harry Dresden', img: 'imgs/harry_lrg.jpg', info:'My full
34     bob: {name: 'Bob', img: 'imgs/bob_lrg.jpg', info:'Bob is an air spirit of intel
35     murphy: {name: 'Karrin Murphy', img: 'imgs/murphy_lrg.jpg', info:'Karrin Murphy
36     leanansidhe: {name: 'Leanansidhe', img: 'imgs/leanansidhe_lrg.jpg', info:'The L
37     mister: {name: 'Mister', img: 'imgs/mister_lrg.jpg', info:'I found this cat as
38     mouse: {name: 'Mouse', img: 'imgs/mouse_lrg.jpg', info:'Mouse is my dog. He is
39 }
```




Implementation



HOME

TALES OF MY LIFE

MY SPELLS

PEOPLE I KNOW

LEARN MORE



I am Harry BlackStone Copperfield Dresden, Wizard for Hire. I help solve weird and unusual cases.



LATEST TALE



Ghost Story

Lorem ipsum dolor sit amet, nibh nulla volutpat odio quis letatio feugait, lobortis exerci scisco tego feugait, gemino abdo...

GET TO KNOW SOMEONE I KNOW



Agent Murphy

Lorem ipsum dolor sit amet, nibh nulla volutpat odio quis ...

ONE OF MY SPELLS



Fuego

Lorem ipsum dolor sit amet, nibh nulla volutpat odio quis letatio feugait, lobortis exerci scisco tego feugait, gemino abdo...

© 2012 - The Dresden Files by Jim Butcher. All rights reserved.

http://portfolio.aliciascarborough.com/dresdenfiles/



Redesign

Justification

HTML5 and CSS3 have become more established on the web. After reviewing my initial final design for the Dresden site I decided to update the look since my design skills have grown since the implementation of this site.

The original design appears dated and a bit boxed in which was another reason why it needed to be updated aesthetically. Also I wanted to remove the overlay box that was on the “People I Know” page since it was not mobile friendly and did not have much more information to provide.

Redesign Comps



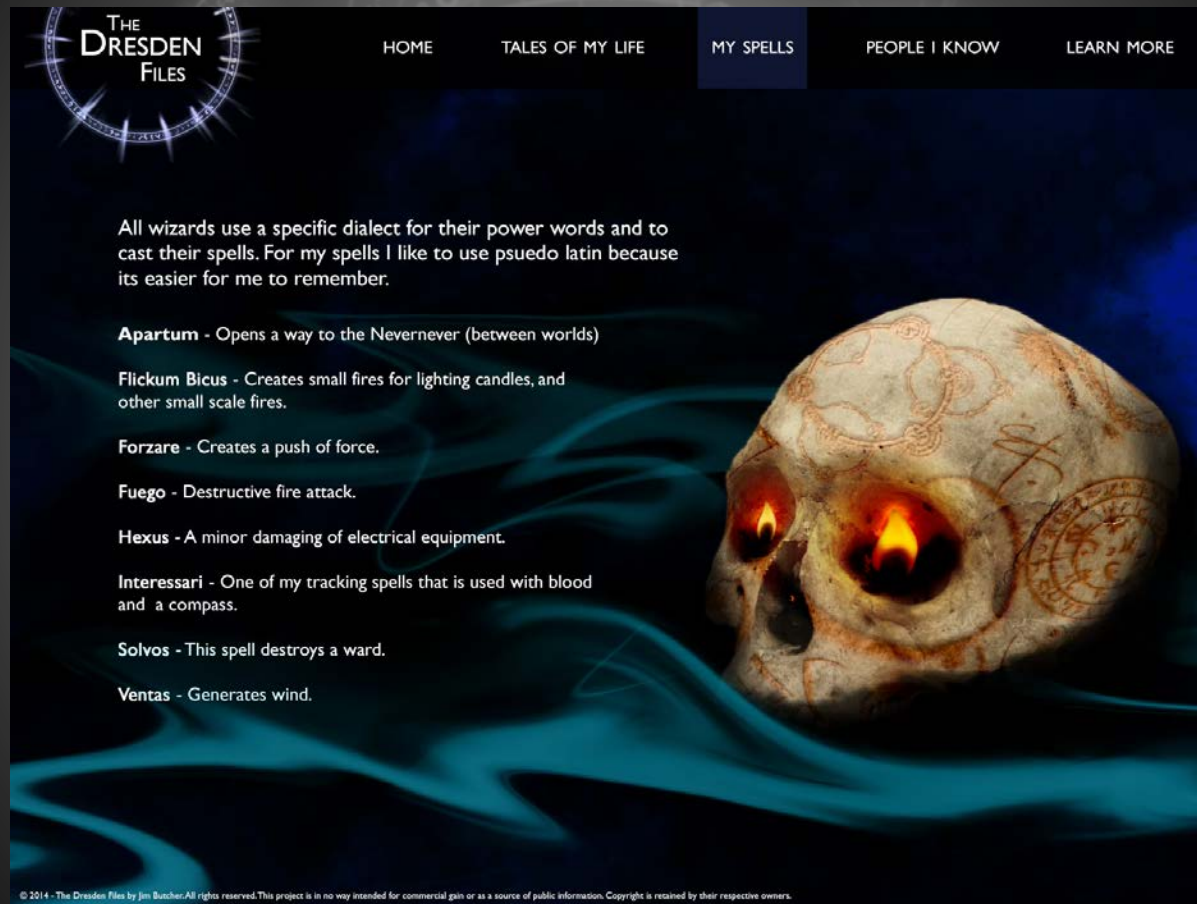
Homepage

Redesign Comps



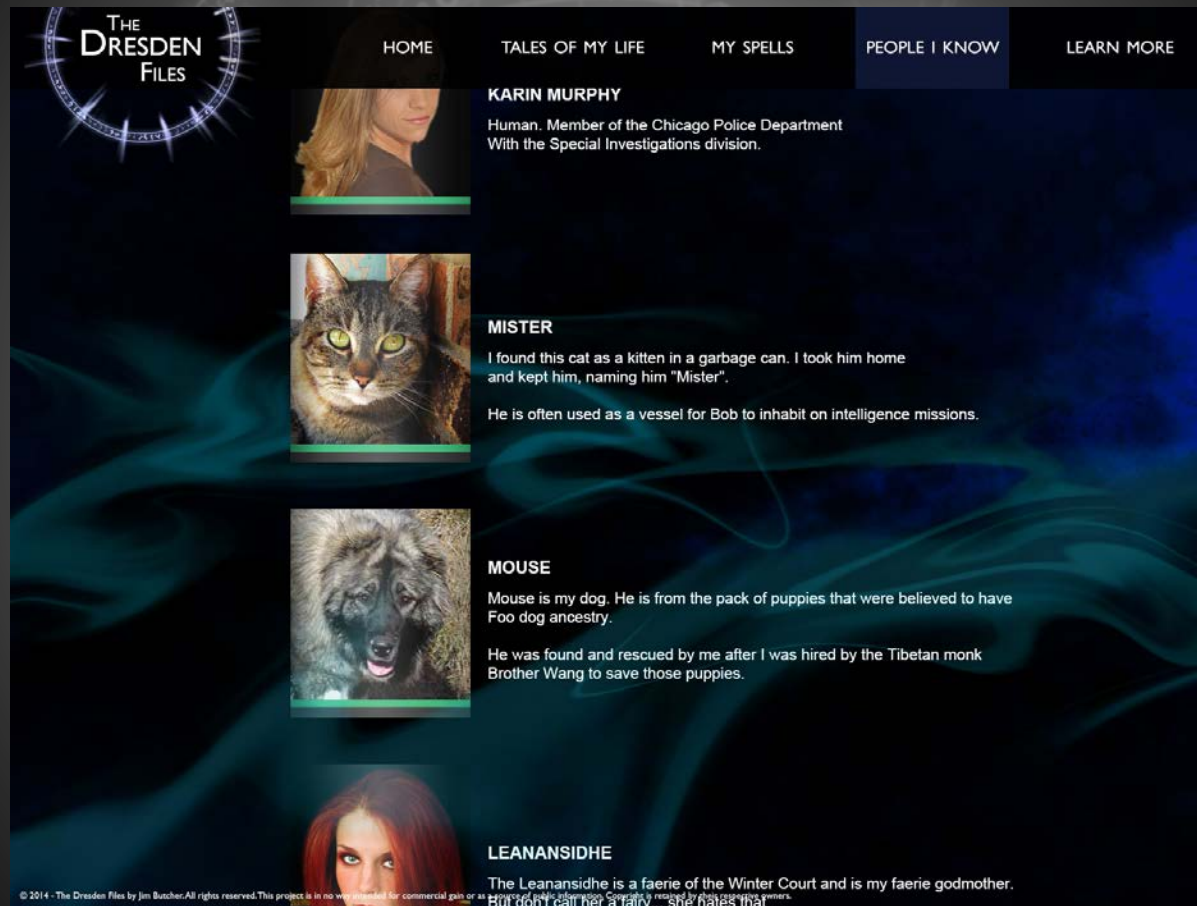
Tales of My Life Page

Redesign Comps



My Spells Page

Redesign Comps



People I Know Page

Redesign Comps



The screenshot shows a website for 'The Dresden Files' with a dark blue background and a glowing circular logo in the top left. The navigation bar includes links for HOME, TALES OF MY LIFE, MY SPELLS, PEOPLE I KNOW, and LEARN MORE. The main content area features a portrait of Jim Butcher, followed by a section titled 'JIM BUTCHER - MY CREATOR'. Below this is a 'FAQs' section with three questions and answers, and a 'Find Out More' section with a link to a wiki and a reminder to visit the creator's website. A small copyright notice is visible at the bottom left of the page.

THE DRESDEN FILES

HOME TALES OF MY LIFE MY SPELLS PEOPLE I KNOW **LEARN MORE**

JIM BUTCHER - MY CREATOR
A talented author.
He is a martial arts enthusiast and summer camp horse wrangler.
My life is not the only one that he writes about for there are other tomes out there that Jim records and you should give them a once over.
Find out more about him and the other series that he writes about here:
<http://www.jim-butcher.com>

FAQs

Q. Didn't you have a TV show at one point? And will there ever be any more episodes?
A. Yes, I did have a TV show but unfortunately it got cancelled. Though you can purchase the series through Amazon or watch it on Netflix.

Q. I have read somewhere that you have an RPG (Role Playing Game)... is that true?
A. Of course that's true! Jim, was nice enough to make a game out of my life's experiences to allow you, the reader, to get tangled up in the same messes that I deal with on a daily basis. Wasn't that swell of him? You can get the game here at <http://www.dresdenfilesrpg.com>

Q. Don't you have a graphic novel series now too?
A. Yes, you can read more about those on Jim's website.

Find Out More

If you have found the information here to be interesting but want more then check out this wikia that is ALL about me and other 'The Dresden Files' related information.
Don't forget to check out my creators website as well at <http://www.jim-butcher.com>.

© 2014 - The Dresden Files by Jim Butcher. All rights reserved. This project is in no way intended for commercial gain or as a source of public information. Copyright is retained by their respective owners.

Learn More Page



Final Thoughts

Final Thoughts

At the time that the initial implementation of the fan site, The Dresden Files, was being created HTML5 was still working its way through to acceptance.

However with the redesign HTML5 and CSS3 are more widely accepted amongst most device browsers.

My developer skills have enhanced along with my design skills. I still believe that the original design pulls off the look and feel of The Dresden Files but the new redesign does a better job of representing the series. My initial goal of making sure that it did not look like an adult Harry Potter site which was well met for I have shown both designs to fans of the Dresden series whom both acclaim that it does remind them of Dresden and not Harry Potter.

Initial Design: <http://portfolio.aliciascarborough.com/dresdenfiles/>

Redesign: <http://portfolio.aliciascarborough.com/dresdenfiles/redesign/>